

### PLASTIC SILICON RECTIFIERS

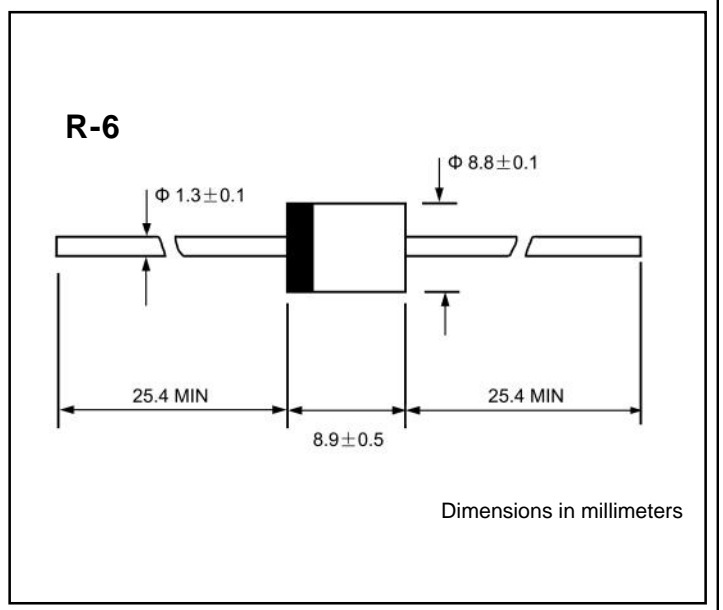
VOLTAGE RANGE: 50---1000 V  
CURRENT: 10.0 A

#### FEATURES

- ◇ Low cost
- ◇ Low leakage
- ◇ Low forward voltage drop
- ◇ High current capability
- ◇ Glass passivated junction
- ◇ The plastic material carries U/L recognition 94V-0

#### MECHANICAL DATA

- ◇ Case: JEDEC R-6, molded plastic
- ◇ Terminals: Axial lead, solderable per MIL-STD-202, Method 208
- ◇ Polarity: Color band denotes cathode
- ◇ Weight: 0.072 ounces, 2.04 grams
- ◇ Mounting position: Any



#### MAXIMUM RATINGS AND ELECTRICAL CHARACTERISTICS

Ratings at 25°C ambient temperature unless otherwise specified.

Single phase, half wave, 60 Hz, resistive or inductive load. For capacitive load, derate by 20%.

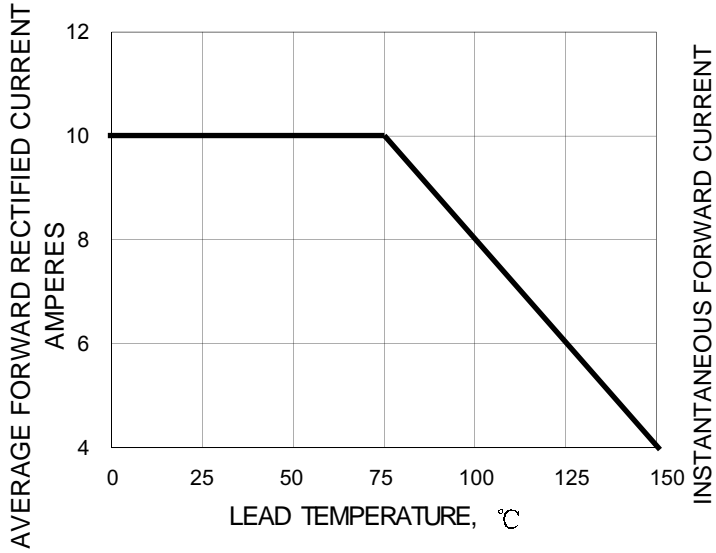
		10A05G	10A1G	10A2G	10A4G	10A6G	10A8G	10A10G	UNITS
Maximum recurrent peak reverse voltage	$V_{RRM}$	50	100	200	400	600	800	1000	V
Maximum RMS voltage	$V_{RMS}$	35	70	140	280	420	560	700	V
Maximum DC blocking voltage	$V_{DC}$	50	100	200	400	600	800	1000	V
Maximum average forward rectified current 9.5mm lead length, @ $T_A=75^\circ\text{C}$	$I_{F(AV)}$	10.0							A
Peak forward surge current 8.3ms single half-sine-wave superimposed on rated load	$I_{FSM}$	300.0							A
Maximum instantaneous forward voltage @ 10.0 A	$V_F$	1.0							V
Maximum reverse current @ $T_A=25^\circ\text{C}$ at rated DC blocking voltage @ $T_A=100^\circ\text{C}$	$I_R$	10.0 100.0							$\mu\text{A}$
Typical junction capacitance (Note1)	$C_J$	50							pF
Typical thermal resistance (Note2)	$R_{\theta JA}$	25							$^\circ\text{C}/\text{W}$
Operating junction temperature range	$T_J$	- 55 ---- + 150							$^\circ\text{C}$
Storage temperature range	$T_{STG}$	- 55 ---- + 150							$^\circ\text{C}$

NOTE: 1. Measured at 1.0MHz and applied reverse voltage of 4.0V DC.

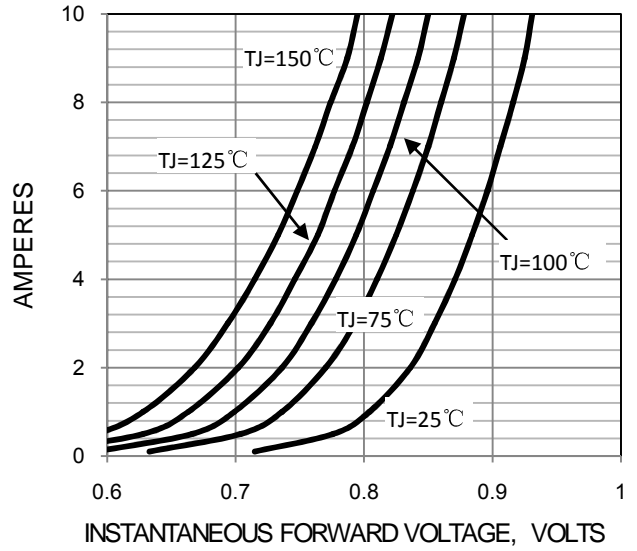
2. Thermal resistance from junction to ambient.

www.galaxycn.com

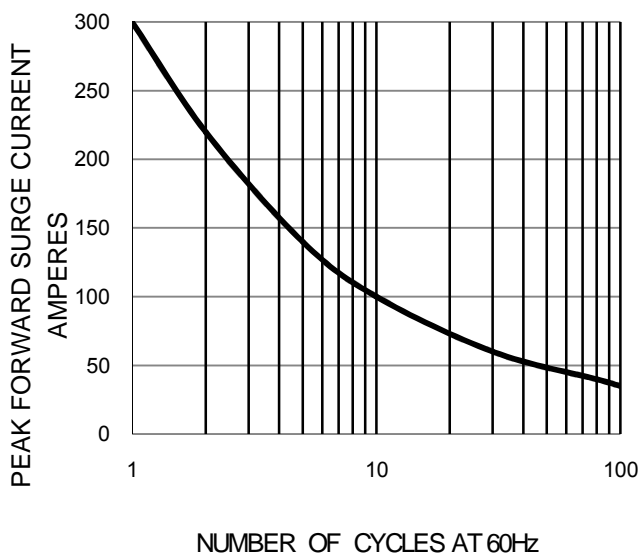
**FIG.1 – FORWARD DERATING CURVE**



**FIG.2 – TYPICAL FORWARD CHARACTERISTICS**



**FIG.3 – MAXIMUM NON-REPETITIVE FORWARD SURGE CURRENT**



**FIG.4 – TYPICAL REVERSE CHARACTERISTICS**

