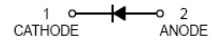


Features

- High speed and high reliability

HF



Mechanical Data

- Case: SOD-523
- Molding Compound: UL Flammability Classification Rating 94V-0
- Terminals: Matte tin-plated leads; solderability-per MIL-STD-202, Method 208



Ordering Information

Part Number	Package	Shipping Quantity	Marking Code
1SS422	SOD-523	3000 pcs / Tape & Reel	6

Maximum Ratings (@ T_A = 25°C unless otherwise specified)

Parameter	Symbol	Value	Unit
Non-Repetitive Peak Reverse Voltage	V _{RM}	100	V
DC Blocking Voltage	V _R	85	V
RMS Reverse Voltage	V _{R(RMS)}	70	V
Average Rectified Output Current	I _o	150	mA
Peak Forward Surge Current, 1s Single Half-sine-wave	I _{FSM}	0.5	A

Thermal Characteristics

Parameter	Symbol	Value	Unit
Power Dissipation	P _D	150	mW
Operating Junction Temperature Range	T _J	-55 ~ +125	°C
Storage Temperature Range	T _{STG}	-55 ~ +150	°C

Electrical Characteristics (@ $T_A = 25^\circ\text{C}$ unless otherwise specified)

Parameter	Symbol	Test Condition	Min.	Typ.	Max.	Unit
Forward Voltage	V_F	$I_F = 150\text{mA}$	-	-	1.2	V
Maximum Peak Reverse Current	I_R	$V_R = 85\text{V}$	-	-	0.1	μA
Total Capacitance	C_J	$V_R = 0.5\text{V}, f = 1.0\text{MHz}$	-	-	3	pF
Reverse Recovery Time	t_{rr}	$I_F = 10\text{mA}, V_R = 6\text{V}$ $R_L = 100\Omega$	-	-	4	ns

Ratings and Characteristic Curves (@ $T_A = 25^\circ\text{C}$ unless otherwise specified)

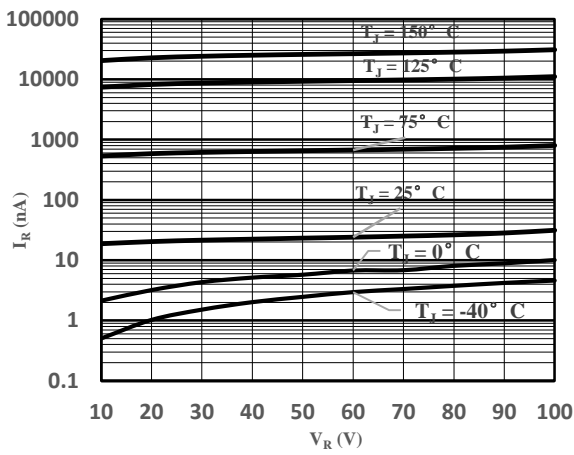


Fig 1 Typical Reverse Characteristic

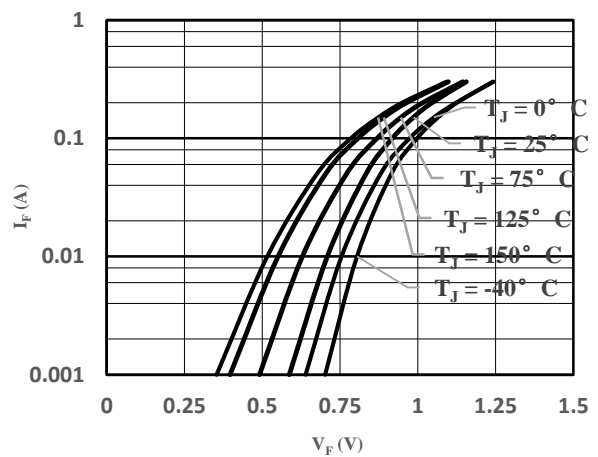


Fig 2 Typical Forward Characteristics

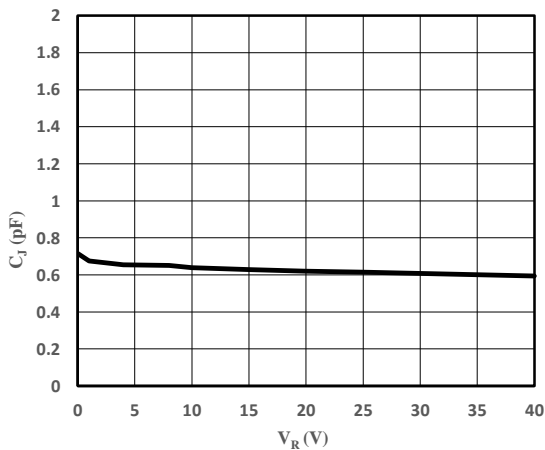


Fig 3 Capacitance vs. Reverse Voltage

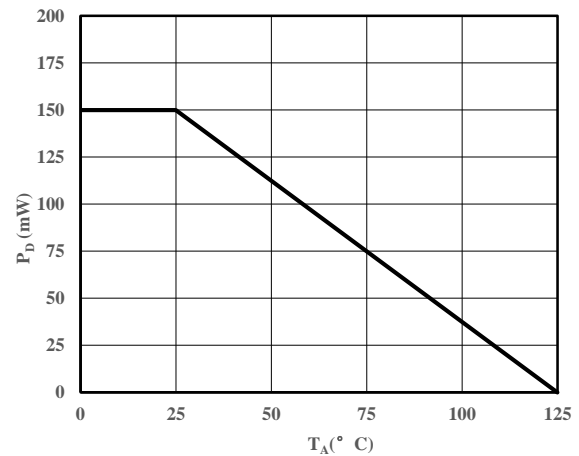
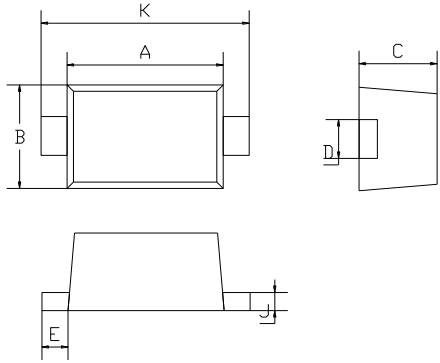


Fig 4 Power Derating Curve

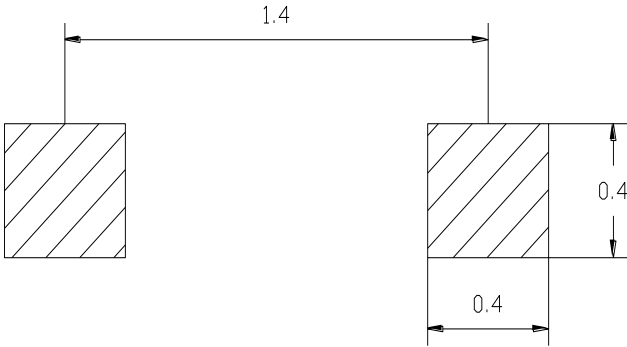
Package Outline Dimensions (Unit: mm)



SOD-523		
Dimension	Min.	Max.
A	1.10	1.30
B	0.70	0.90
C	0.50	0.70
D	0.25	0.35
E	0.15	0.25
J	0.05	0.15
K	1.50	1.70

Package Outline Dimensions (Unit: mm)

SOD-523



Important Notice

Changzhou Galaxy Century Microelectronics (GME) reserves the right to make changes without further notice to any product information (copyrighted) herein to make corrections, modifications, improvements, or other changes. GME does not assume any liability arising out of the application or use of any product described herein; neither does it convey any license under its patent rights, nor the rights of others.