

Features

- Low forward voltage drop
- Guard ring construction for transient Protection
- High conductance



Lead-free



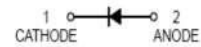
SOD-323

Typical Applications

- surface mount schottky barrier rectifier

Mechanical Data

- Case: SOD-323
- Molding compound, UL flammability classification rating 94V-0.
- Terminals: Tin plated leads, solderable per MIL-STD-202, Method 208.



Ordering Information

Part Number	Package	Shipping	Marking Code
B0560WS□	SOD-323	3000/Tape Reel	SS

□: none is for Lead Free package;

“G” is for Halogen Free package.

Maximum Ratings (@T_A=25°C unless otherwise specified)

Parameter	Symbol	B0560WS	Units
Peak Repetitive Reverse Voltage	V _{RRM}	60	V
RMS Reverse Voltage	V _{RMS}	42	V
Average Rectified Output Current	I _O	0.5	A
Peak Forward Surge Current, 8.3ms Single Half-sine-wave	I _{FSM}	5.5	A

Thermal Characteristics

Parameter	Symbol	B0560WS	Units
Power Dissipation	P _D	250	mW
Typical Thermal Resistance per leg	R _{θJA} *	400	°C /W
Operating Junction Temperature Range	T _J	125	°C
Storage Temperature Range	T _{STG}	-65 to +125	°C

* Part mounted on FR-4 board with recommended pad layout

Electrical Characteristics (@ $T_A=25^\circ\text{C}$ unless otherwise specified)

Parameter	Symbol	Test conditions	Min.	Typ.	Max.	Units
Forward Voltage	V_F^*	$I_F=0.5\text{A}$	-	0.62	0.7	V
Maximum Peak Reverse Current	I_R^{**}	$V_R=60\text{V}$	-	-	100	μA
Junction Capacitance	C_J	$V_R=4\text{V}, f=1\text{MHz}$	-	30	-	pF

*Pulse width $\leq 380\ \mu\text{s}$, Duty cycle $< 2\%$
 **pulse test , $t_p \leq 5\text{ms}$

Ratings and Characteristic Curves ($T_A=25^\circ\text{C}$ unless otherwise noted)

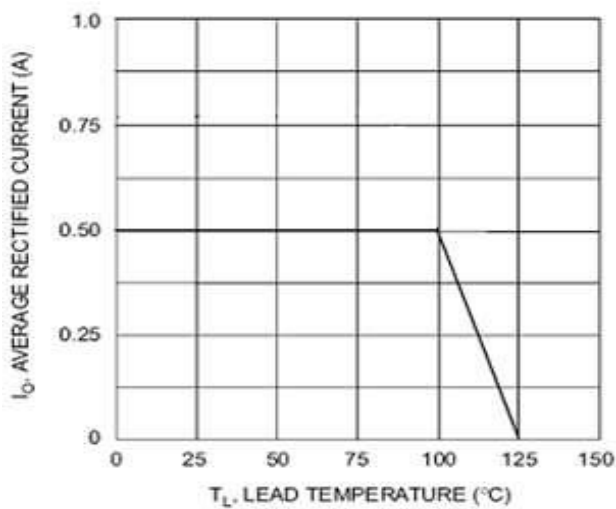


Fig. 1 Forward Current Derating Curve

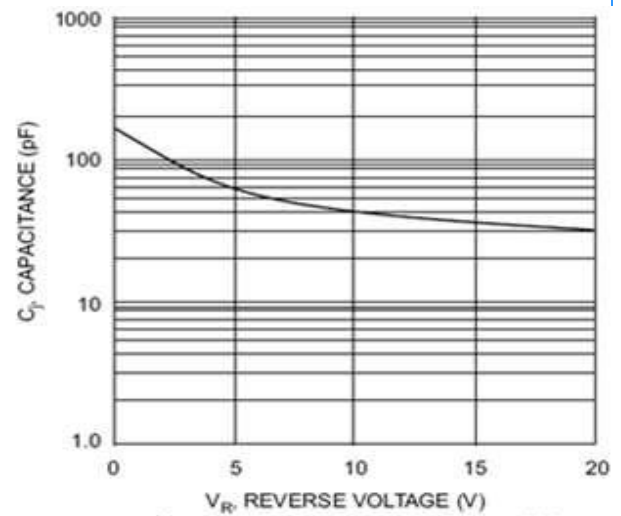
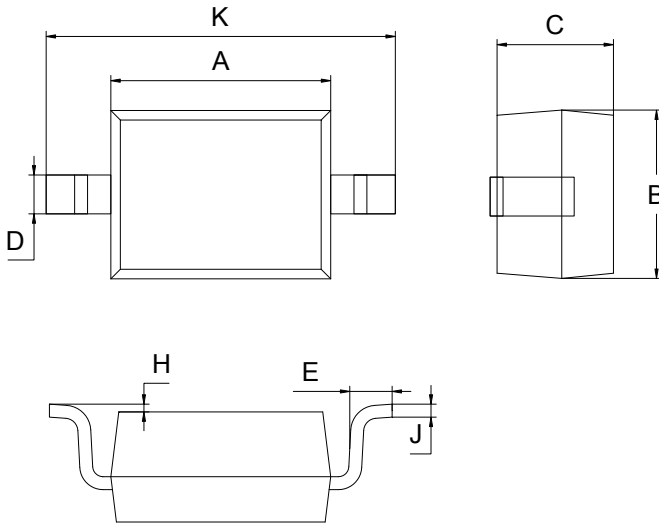


Fig. 2 Typ. Junction Capacitance vs Reverse Voltage

Package Outline Dimensions(unit:mm)

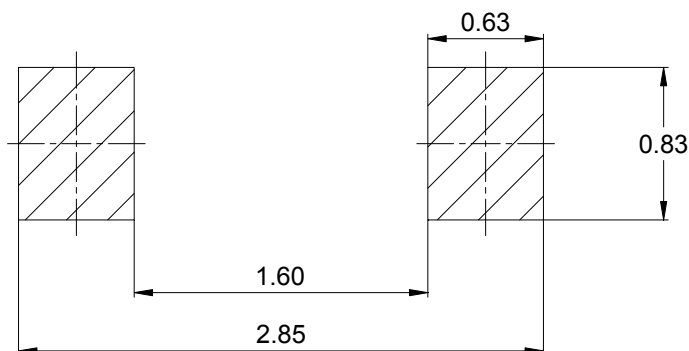
SOD-323



SOD-323		
Dim	Min	Max
A	1.60	1.80
B	1.20	1.40
C	0.80	0.90
D	0.25	0.35
E	0.22	0.42
H	0.02	0.10
J	0.05	0.15
K	2.55	2.75

Mounting Pad Layout(unit:mm)

SOD-323



IMPORTANT NOTICE

Galaxy Microelectronics (GME) reserves the right to make changes without further notice to any product herein to make corrections, modifications, improvements, or other changes. GME does not assume any liability arising out of the application or use of any product described herein; neither does it convey any license under its patent rights, nor the rights of others.

Change record

Rev.	Date	Modification
Preliminary	2018-11-12	The First Edition 初版