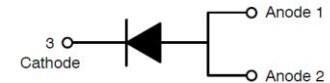



Schottky Barrier Rectifier

D10PS40L - D10PS50L

Features

- Metal silicon junction, majority carrier conduction
- High forward surge current capability
- Low forward voltage drop
- High temperature soldering guaranteed: 260°C @ 10s
- Robust guarding for over voltage protection
- RoHS compliant with Halogen-free



Mechanical Data

- Case: TO-277B molded plastic
- Molding compound: UL flammability classification rating 94V-0
- Terminals: Solder plated, solderable per MIL-STD-202, Method 208

Maximum Ratings (@ T_A = 25°C unless otherwise specified)

Parameter	Symbol	D10PS40L	D10PS45L	D10PS50L	Unit
Peak Repetitive Reverse Voltage	V _{RRM}	40	45	50	V
RMS Reverse Voltage	V _{RMS}	28	31.5	35	V
DC Blocking Voltage	V _{DC}	40	45	50	V
Average Forward Output Current	I _{F(AV)}	10			A
Peak Forward Surge Current, 8.3ms Single Half Sine wave	I _{FSM}	250			A

Thermal Characteristics

Parameter	Symbol	D10PS40L	D10PS45L	D10PS50L	Unit
Typical Thermal Resistance *1	R _{θJA}	60			°C/W
	R _{θJC}	20			
	R _{θJL}	15			
Operating Junction Temperature Range	T _J	-55 ~ +150			°C
Storage Temperature Range	T _{STG}	-55 ~ +150			°C

Note *1: Device mounted on p.c.b. with 10 mm x 20 mm x 0.1 mm copper pad area

Schottky Barrier Rectifier

D10PS40L - D10PS50L

Electrical Characteristics (@ $T_A = 25^\circ\text{C}$ unless otherwise specified)

Parameter	Symbol	Test Conditions		Typ.	Max.	Unit
Instantaneous Forward Voltage ^{*1}	V_F	$I_F = 10\text{A}$	@ $T_A = 25^\circ\text{C}$	-	0.47	V
Reverse Current ^{*2}	I_R	Rated V_R	@ $T_J = 25^\circ\text{C}$	-	200	μA
			@ $T_J = 100^\circ\text{C}$	-	20	mA

Note^{*1}: Pulse test: 300us pulse width, 1 % duty cycle

Note^{*2}: Pulse test: Pulse width 40ms

Schottky Barrier Rectifier

D10PS40L - D10PS50L

Ratings and Characteristic Curves (@ $T_A=25^\circ\text{C}$ unless otherwise noted)

Fig.1 Forward Current Derating Curve

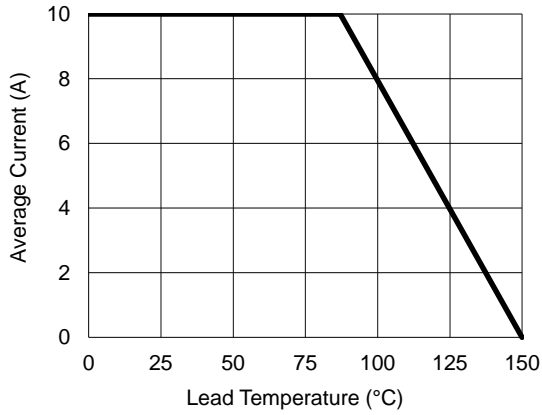


Fig.2 Surge Current Derating Curve

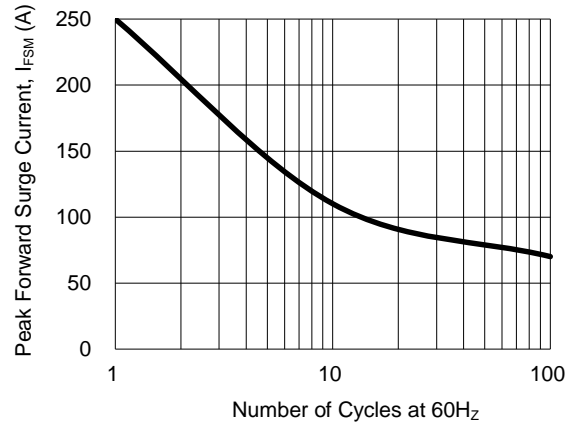


Fig.3 Typical Forward Voltage Characteristics

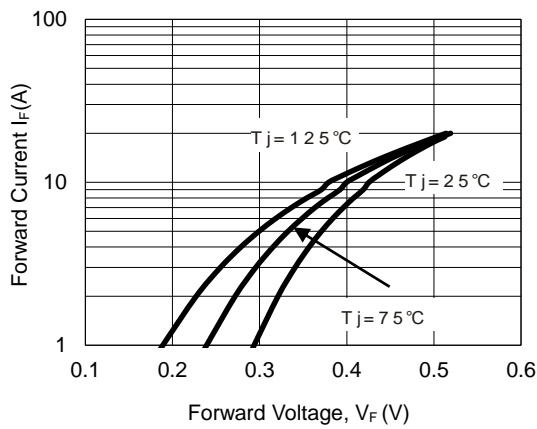
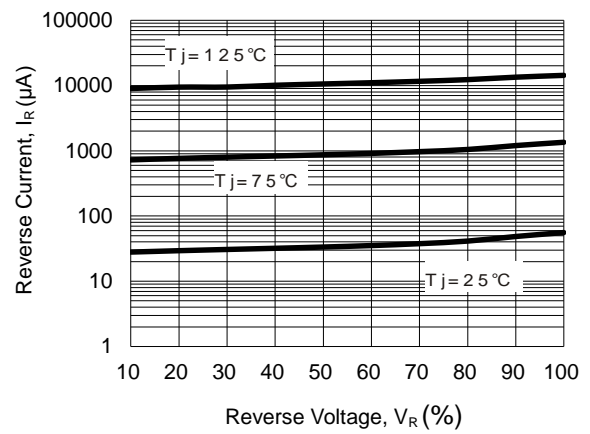


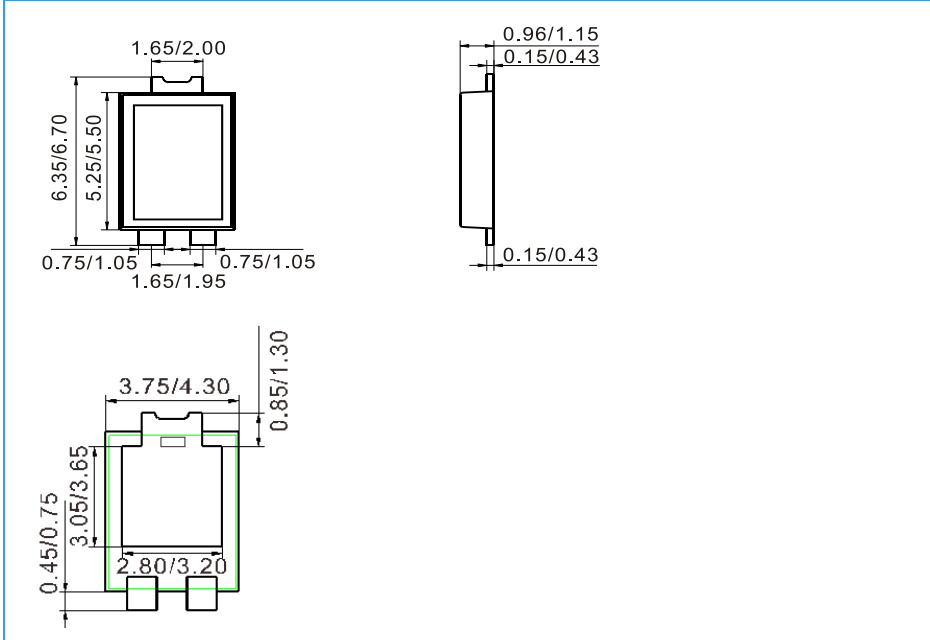
Fig.4 Typical Reverse Characteristic



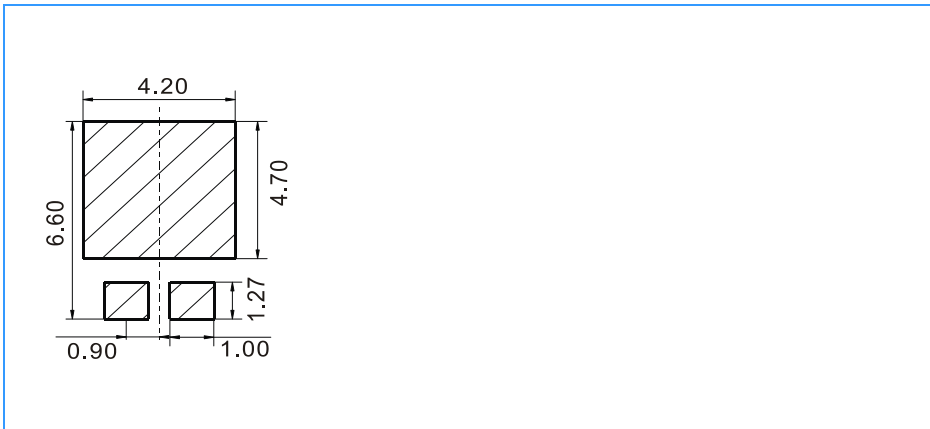
Schottky Barrier Rectifier

D10PS40L - D10PS50L

Package Outline Dimensions (unit: mm)



Mounting Pad Layout (unit: mm)



Ordering Information

Part Number	Marking	Package	Shipping Quantity
D10PS40L	D10S40L	TO-277B	4000 / Tape & Reel
D10PS45L	D10S45L	TO-277B	4000 / Tape & Reel
D10PS50L	D10S50L	TO-277B	4000 / Tape & Reel