


Schottky Barrier Rectifier

D5PS150 - D5PS200

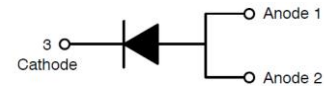
Features

- Metal silicon junction, majority carrier conduction
- High forward surge current capability
- Low forward voltage drop
- High temperature soldering guaranteed: 260°C @ 10s
- Robust guarding for over voltage protection
- RoHS compliant with Halogen-free



Top View

Bottom View



Mechanical Data

- Case: TO-277B molded plastic
- Molding compound: UL flammability classification rating 94V-0
- Terminals: Solder plated, solderable per MIL- STD-202, Method 208

Maximum Ratings (@ T_A = 25°C unless otherwise specified)

Parameter	Symbol	D5PS150	D5PS200	Unit
Peak Repetitive Reverse Voltage	V _{RRM}	150	200	V
RMS Reverse Voltage	V _{RMS}	105	140	V
DC Blocking Voltage	V _{DC}	150	200	V
Average Forward Output Current	I _{F(AV)}	5.0		A
Peak Forward Surge Current, 8.3ms Single Half Sine wave	I _{FSM}	150		A

Thermal Characteristics

Parameter	Symbol	D5PS150	D5PS200	Unit
Typical Thermal Resistance *1	R _{θJA}	60		°C/W
	R _{θJC}	20		
	R _{θJL}	15		
Operating Junction Temperature Range	T _J	-55 ~ +150		°C
Storage Temperature Range	T _{STG}	-55 ~ +150		°C

Note *1: Device mounted on p.c.b. with 10 mm x 20 mm x 0.1 mm copper pad area

Schottky Barrier Rectifier

D5PS150 - D5PS200

Electrical Characteristics (@ $T_A = 25^\circ\text{C}$ unless otherwise specified)

Parameter	Symbol	Test Conditions		Typ.	Max.	Unit
Instantaneous Forward Voltage*1	V_F	$I_F = 5.0\text{A}$	@ $T_A = 25^\circ\text{C}$	-	0.95	V
Reverse Current*2	I_R	Rated V_R	@ $T_J = 25^\circ\text{C}$	-	30	μA
			@ $T_J = 100^\circ\text{C}$	-	5	mA

Note*1: Pulse test: 300us pulse width, 1 % duty cycle

Note*2: Pulse test: Pulse width 40ms

Schottky Barrier Rectifier

D5PS150 - D5PS200

Ratings and Characteristic Curves (@ $T_A=25^\circ\text{C}$ unless otherwise noted)

Fig.1 Forward Current Derating Curve

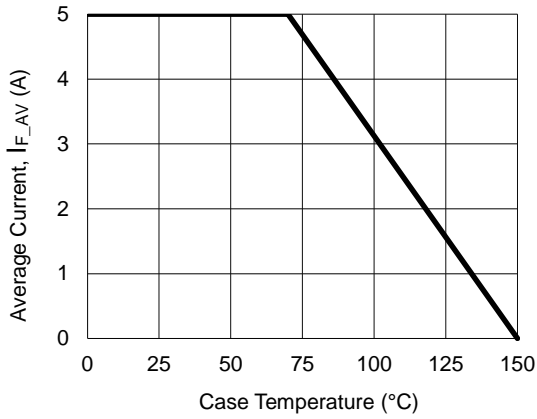


Fig.2 Surge Current Derating Curve

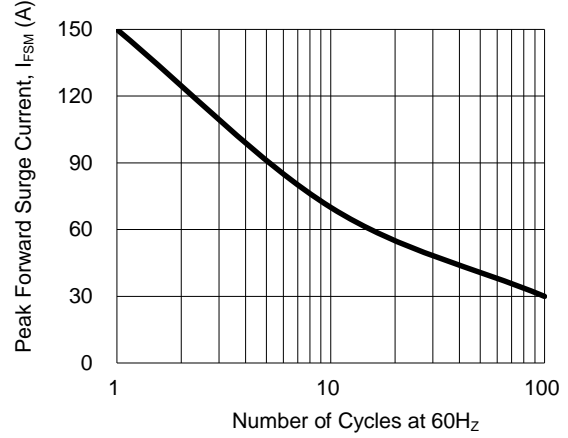


Fig.3 Typical Forward Voltage Characteristics

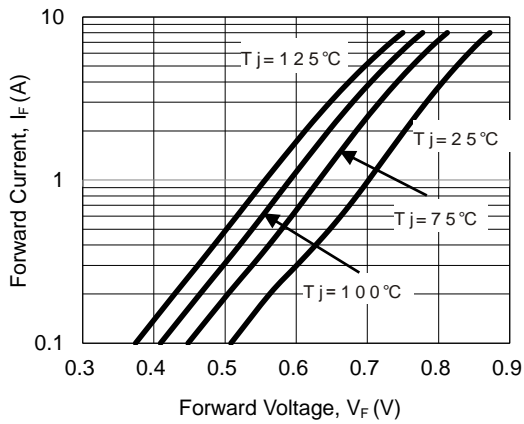
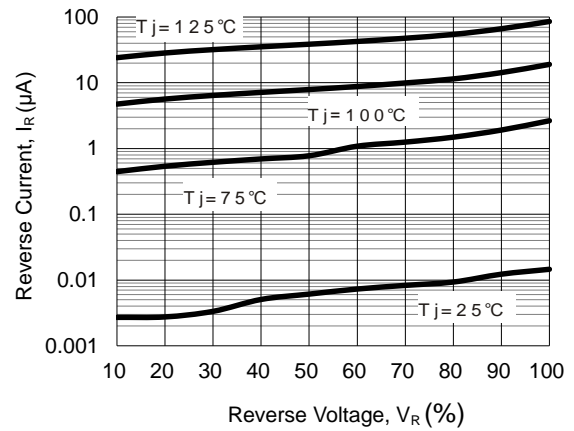


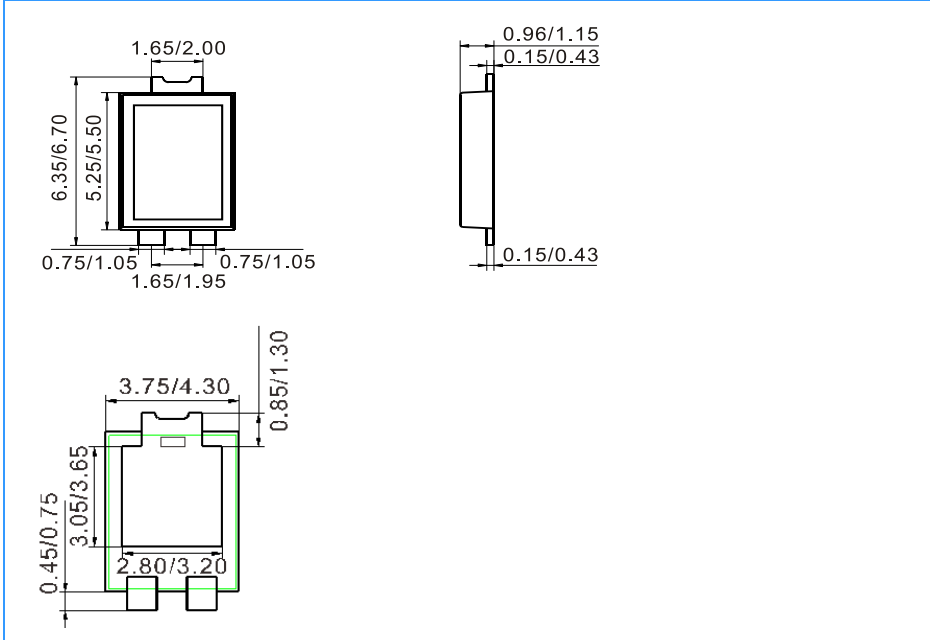
Fig.4 Typical Reverse Characteristics



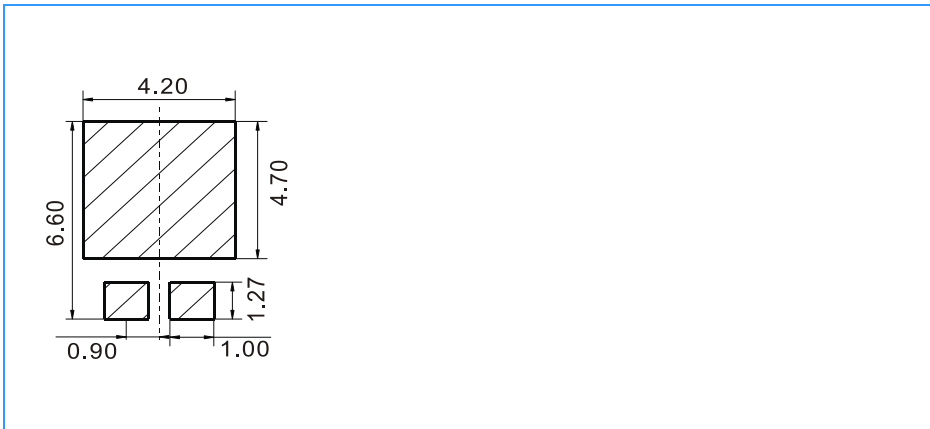
Schottky Barrier Rectifier

D5PS150 - D5PS200

Package Outline Dimensions (unit: mm)



Mounting Pad Layout (unit: mm)



Ordering Information

Part Number	Marking	Package	Shipping Quantity
D5PS150	D5SC	TO-277B	4000 / Tape & Reel
D5PS200	D5SD	TO-277B	4000 / Tape & Reel