
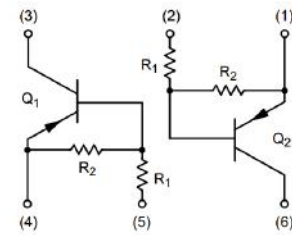


### Features

- Epitaxial Planar Die Construction.
- Complementary NPN Types Available(DTC).
- Built-in Biasing Resistors,R1=R2.
- Also Available in Lead Free Version.

HF



SOT-363

### Mechanical Data

- Case: SOT-363.
- Molding compound, UL flammability classification rating 94V-0.
- Terminals: Matte tin plated leads, solderable per MIL-STD-202, Method 208.

### Ordering Information

Part Number	Package	Shipping	Marking Code
DTA114EDW	SOT-363	3000 pcs / Tape & Reel	14

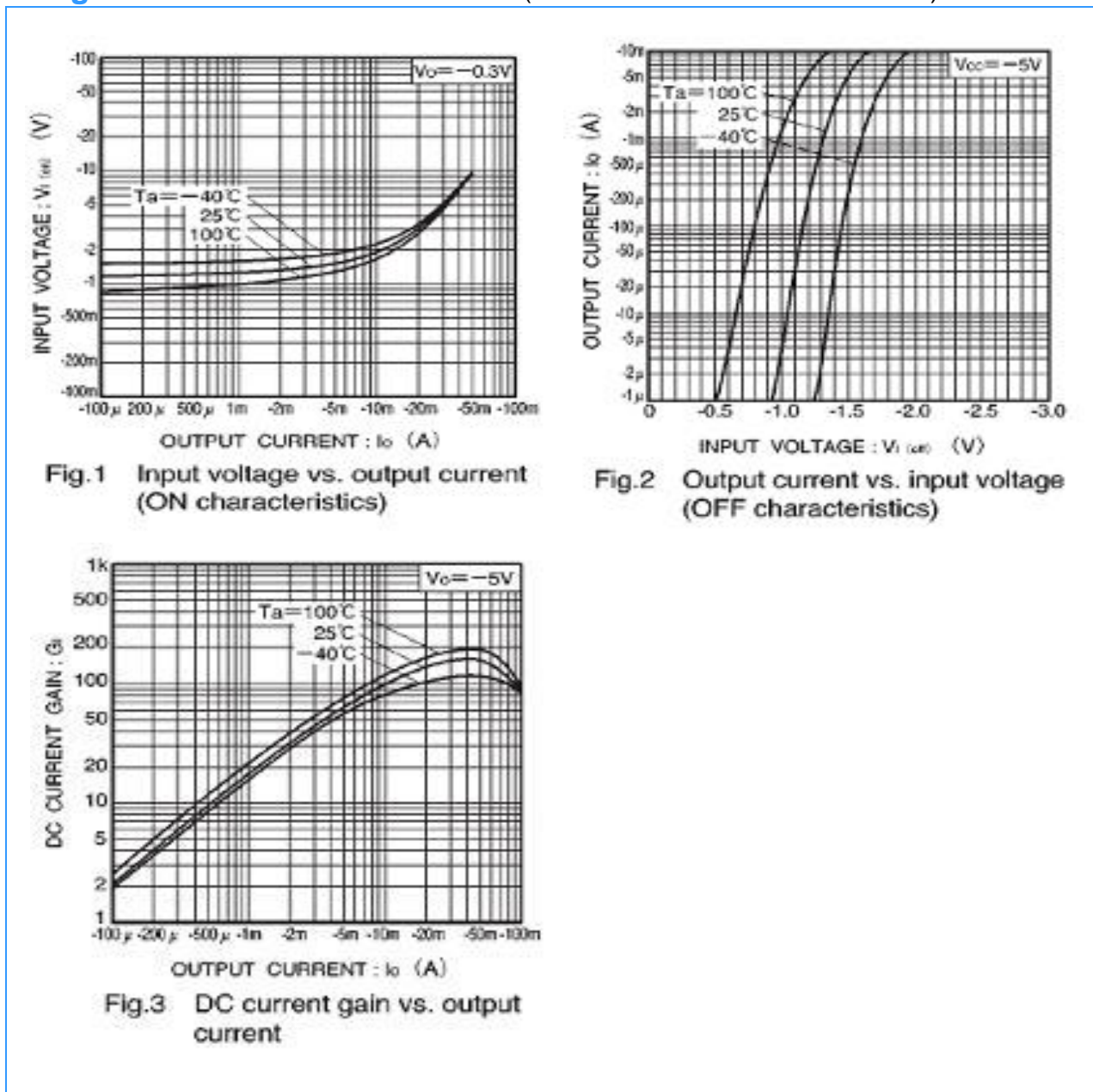
### Maximum Ratings (@T<sub>A</sub>=25°C unless otherwise specified)

Symbol	Parameter	Value	Units
<b>MAXIMUM RATINGS</b>			
V <sub>CC</sub>	Supply Voltage	-50	V
V <sub>IN</sub>	Input Voltage	+10 to -40	V
I <sub>O</sub>	Output Current	-50	mA
I <sub>C</sub>	Collector Current	-100	mA
<b>Thermal Characteristic</b>			
P <sub>D</sub>	Total Power Dissipation, T <sub>a</sub> ≤25°C	150	mW
T <sub>J</sub>	Junction Temperature	150	°C
T <sub>STG</sub>	Storage Temperature Range	-55 to +150	°C

**Electrical Characteristics (@TA=25°C unless otherwise specified)**

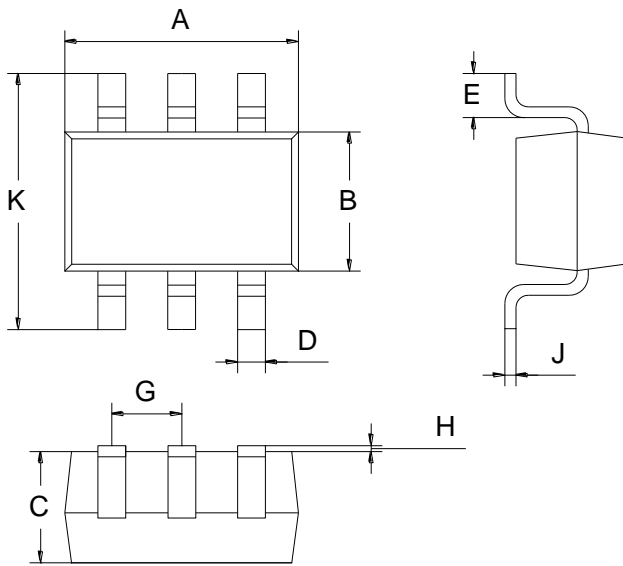
Parameter	Symbol	Test conditions	MIN	TYP	MAX	UNIT
Input Voltage	$V_{I(off)}$	$V_{CC}=-5V, I_o=-100\mu A$	-0.5	-1.1	-	V
	$V_{I(on)}$	$V_o=-0.3V, I_o=-10mA$	-	-1.9	-3	V
Output Voltage	$V_{O(on)}$	$I_o=-10mA, I_i=-0.5mA$	-	-0.1	-0.3	V
Input Current	$I_i$	$V_i=-5V$	-	-	-0.88	mA
Output Current	$I_{O(off)}$	$V_{CC}=-50V, V_i=0V$	-	-	-0.5	$\mu A$
DC Current Gain	$G_i$	$V_o=-5V, I_o=-5mA$	30	-	-	-
Input Resistor	$R_1$		7	10	13	k $\Omega$
Resistance Ratio	$R_2/R_1$		0.8	1	1.2	-
Gain-Bandwidth Product	$f_T$	$V_{CE}=-10V, I_E=5mA,$ $f=100MHz$	-	250	-	MHz

**Ratings and Characteristic Curves (TA=25°C unless otherwise noted)**



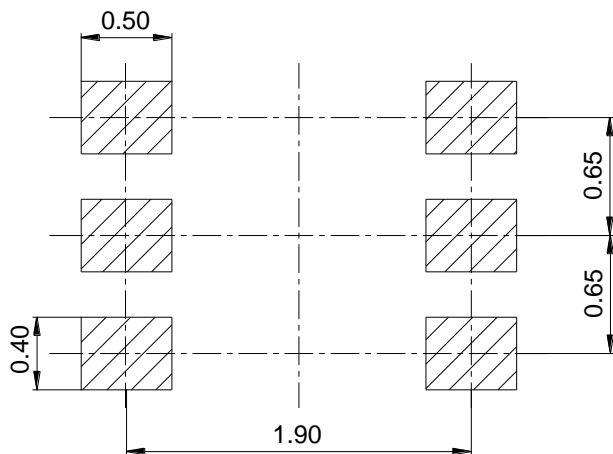
**Package Outline Dimensions**(unit:mm)

**SOT-363**



SOT-363		
Dim	Min	Max
A	2.00	2.20
B	1.15	1.35
C	0.85	1.05
D	0.15	0.35
E	0.25	0.40
G	0.60	0.70
H	0.02	0.10
J	0.05	0.15
K	2.20	2.40

**SOLDERING FOOTPRINT**(unit:mm)



**IMPORTANT NOTICE**

Galaxy Microelectronics (GME) reserves the right to make changes without further notice to any product herein to make corrections, modifications, improvements, or other changes. GME does not assume any liability arising out of the application or use of any product described herein; neither does it convey any license under its patent rights, nor the rights of others.